

MS KONG HARALD



- Expedition Team
- Nordic style, refurbished in 2016
- Three restaurants, Multe bakery and Panorama bar
- Sauna and a panoramic fitness room
- Sun deck and two outdoor Jacuzzis

PASSENGER CAPACITY: 590
BEDS: 509
YEAR OF CONSTRUCTION: 1993
 (Year of refurbishment 2016)
SHIP YARD: Volkswerft (D)
GROSS TONNAGE: 11,204
LENGTH: 121.8 M
BEAM: 19.2 m
SERVICE SPEED: 15 knots
CAR CAPACITY: 22



Multe bakery



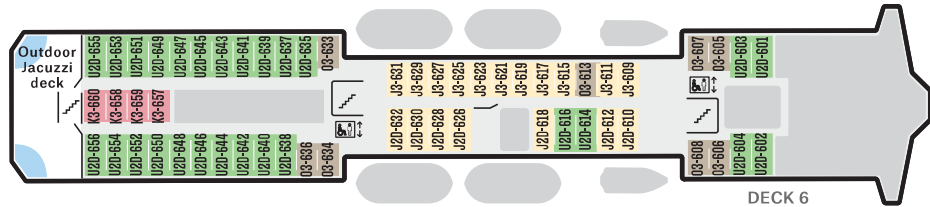
Kysten Arctic fine dining



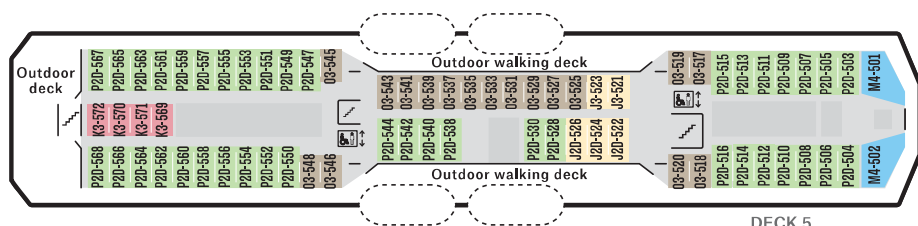
Expedition suite




DECK 7



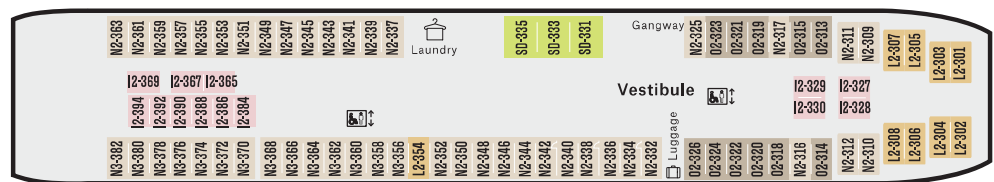
DECK 6



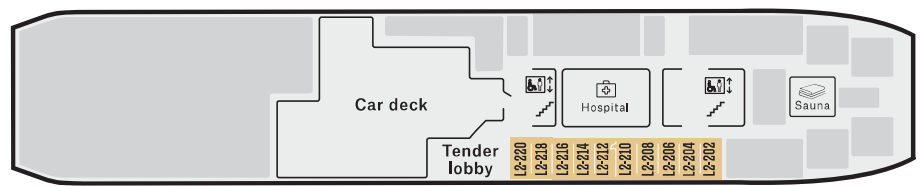
DECK 5



DECK 4



DECK 3



DECK 2

EXPEDITION SUITES	M	Suite	28-30 m ²	One or two-room suite, TV, kettle.
ARCTIC SUPERIOR	P	Outside cabin	8-11 m ²	Double bed, TV, kettle.
	U	Outside cabin	11-12 m ²	Double bed, TV, kettle.
POLAR OUTSIDE	O	Outside cabin	7-13 m ²	Separate beds, one bed can be turned into a sofa. Some with double beds.
	N	Outside cabin	11-12 m ²	Separate beds, one bed can be turned into a sofa.
	SD	Outside cabin	17 m ²	Separate beds, one bed can be turned into a sofa. Adapted for guests with disabilities.
	L	Outside cabin	10-12 m ²	With portholes, separate beds, one bed can be turned into a sofa, some with upper and lower bed. Some have limited or no view.
	J	Outside cabin	8-11 m ²	With limited/no view, double bed.
POLAR INSIDE	K	Inside cabin	8-9 m ²	Separate beds, one bed can be turned into a sofa.
	I	Inside cabin	8-9 m ²	Separate beds, one bed can be turned into a sofa.

Subject to change.