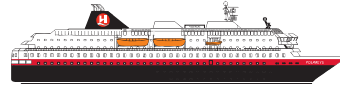


MS POLARLYS



- Expedition Team
- Nordic style, refurbished in 2016
- Three restaurants, Multe bakery and Panorama bar
- Sauna and a panoramic fitness room
- Sun deck and two outdoor Jacuzzis

PASSENGER CAPACITY: 619
BEDS: 501
YEAR OF CONSTRUCTION: 1996
 (Year of refurbishment 2016)
SHIP YARD: Ulstein Mek. Verk., (N)
GROSS TONNAGE: 11,341
LENGTH: 123.0 m
BEAM: 19.5 m
SERVICE SPEED: 15 knots
CAR CAPACITY: 16



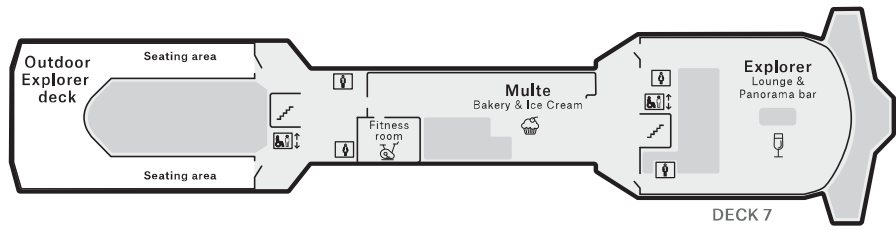
Expedition suite



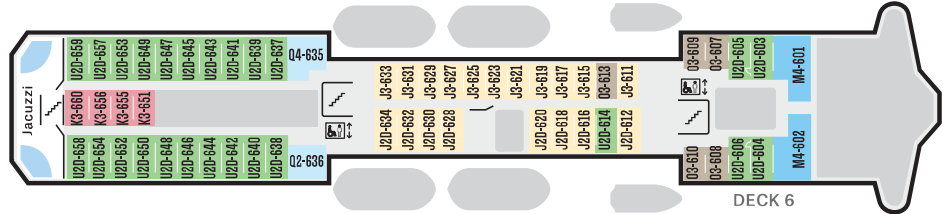
Multe bakery



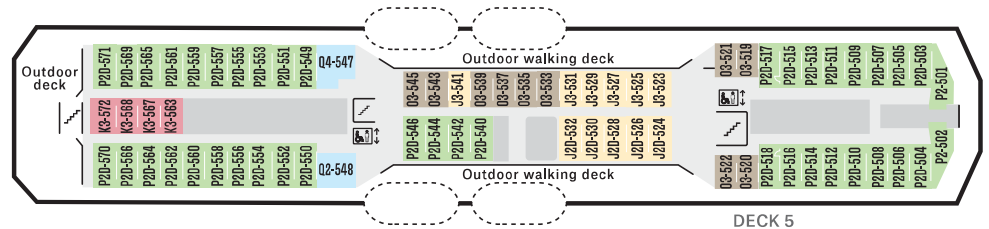
Target main restaurant



DECK 7



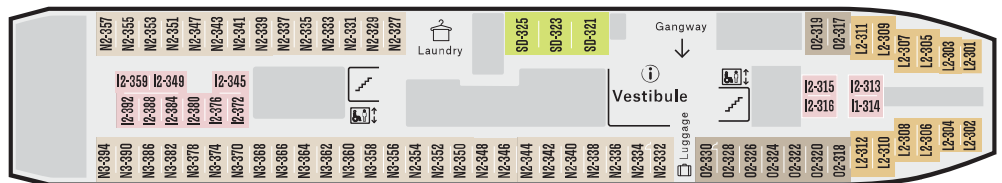
DECK 6



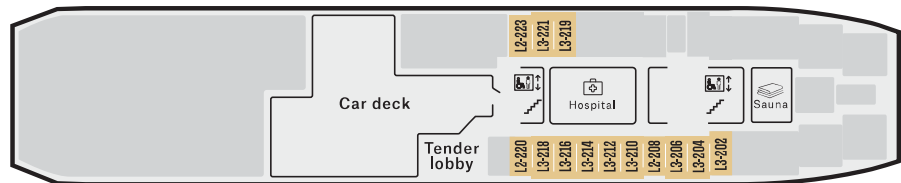
DECK 5



DECK 4



DECK 3



DECK 2

EXPEDITION SUITES

- M** Suite
- Q** Mini suite

ARCTIC SUPERIOR

- P** Outside cabin
- U** Outside cabin

POLAR OUTSIDE

- O** Outside cabin
- N** Outside cabin
- SD** Outside cabin
- L** Outside cabin
- J** Outside cabin

POLAR INSIDE

- K** Inside cabin
- I** Inside cabin

28-30 m ²	One or two-room suite, TV, kettle.
16-19 m ²	One-room suite, seating area, TV, kettle.
10-13 m ²	Double bed, TV, kettle.
10-12 m ²	Double bed, TV, kettle.
8-11 m ²	Separate beds, one bed can be turned into a sofa.
10-12 m ²	Separate beds, one bed can be turned into a sofa.
17 m ²	Separate beds, one bed can be turned into a sofa. Adapted for guests with disabilities.
8-12 m ²	With portholes, separate beds, one bed can be turned into a sofa, some with upper and lower bed. Some have limited or no view.
8-12 m ²	With limited/no view, two-berth cabins with double bed, three-berth cabins with upper bed.
8-9 m ²	Separate beds, one bed can be turned into a sofa.
8-11 m ²	Separate beds, one bed can be turned into a sofa.

Subject to change.