

MS NORDLYS

- Expedition Team
- Nordic style, refurbished in 2018
- Two restaurants, Multe bakery and Panorama bar
- Sauna and a panoramic fitness room
- Sun deck and two outdoor hot tubs

PASSENGER CAPACITY: 590

BEDS: 496

YEAR OF CONSTRUCTION: 1994

(Year of refurbishment 2018)

SHIP YARD: Volkswerft (D)

GROSS TONNAGE: 11,204

LENGTH: 121.8 m

BEAM: 19.2 m

SERVICE SPEED: 15 knots

CAR CAPACITY: 35

EXPEDITION SUITES

MG Grand suite, 15-20 m². Double bed, one sofa bed, seating area, TV, safe, mini-bar, bay window with full view.

M Suite, 25-26 m². One or two-room suite, TV, kettle.

Q Mini suite, 17-23 m². One-room suite, seating area, TV, kettle.

ARCTIC SUPERIOR

P Outside cabin, 11-12 m². Double bed, TV, kettle.

U Outside cabin, 10-12 m². Double bed, some with table, TV, kettle.

POLAR OUTSIDE

O Outside cabin, 8-12 m². Separate beds, one bed can be turned into a sofa.

N Outside cabin, 8-12 m². Separate beds, one bed can be turned into a sofa.

SD Outside cabin, 17 m². Separate beds, one bed can be turned into a sofa. Adapted for guests with disabilities.

YA Outside cabin, 17 m². Separate beds, one bed can be turned into a sofa. Adapted for guests with disabilities.

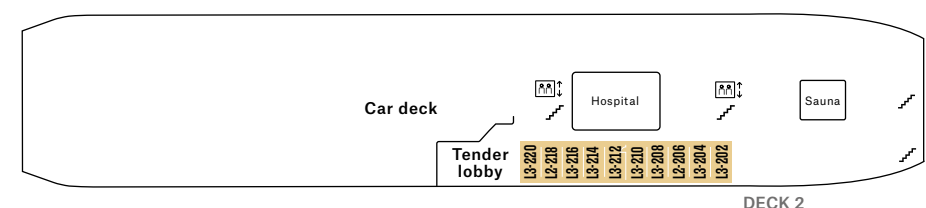
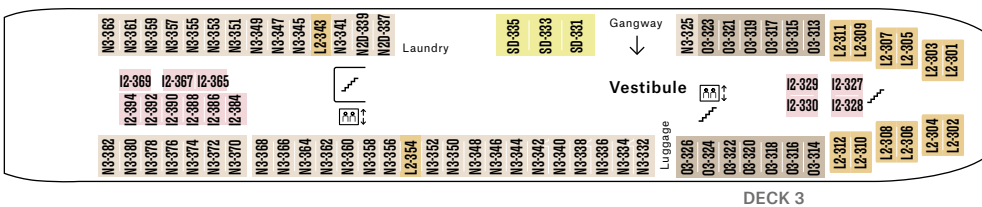
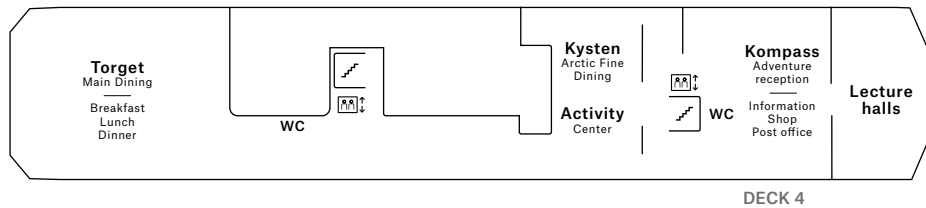
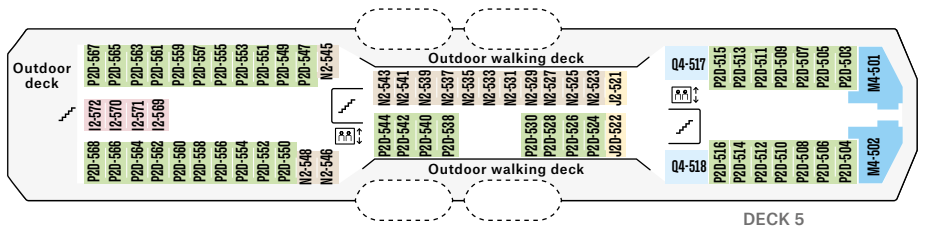
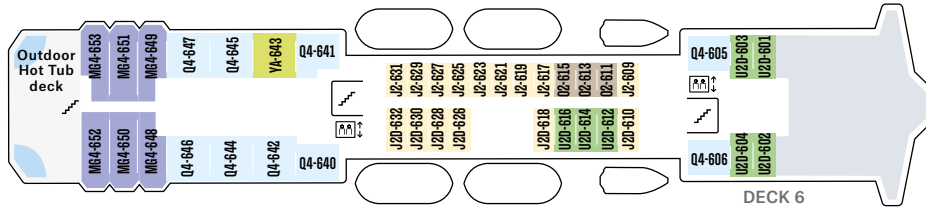
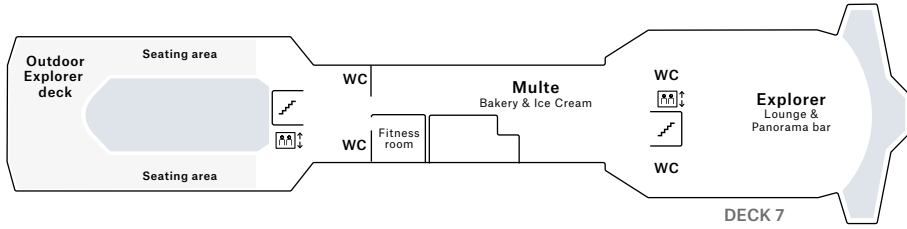
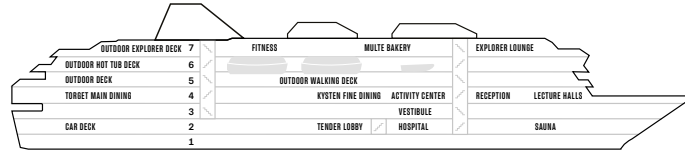
L Outside cabin, 8-12 m². With portholes, separate beds, one bed can be turned into a sofa, some with upper and lower bed. Some have limited or no view.

J Outside cabin, 8-11 m². With limited/no view, two-berth cabins with double bed, three-berth cabins with separate beds, one is an upper bed.

POLAR INSIDE

I Inside cabin, 11-12 m². Separate beds, one bed can be turned into a sofa.

Subject to change.




Expedition suite



Arctic Superior



Target main restaurant



Multe bakery