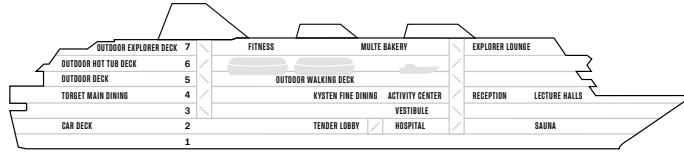


# MS RICHARD WITH



- Expedition Team
- Nordic style, refurbished in 2018
- Two restaurants, Multe bakery and Panorama bar
- Sauna and a panoramic fitness room
- Sun deck and two outdoor hot tubs

**PASSENGER CAPACITY:** 590

**BEDS:** 484

**YEAR OF CONSTRUCTION:** 1993

(Year of refurbishment 2018)

**SHIP YARD:** Volkswerft (D)

**GROSS TONNAGE:** 11,205

**LENGTH:** 121.8 m

**BEAM:** 19.2 m

**SERVICE SPEED:** 15 knots

**CAR CAPACITY:** 12

## EXPEDITION SUITES

**MG** Grand suite, 15-20 m<sup>2</sup>. Double bed, one sofa bed, seating area, TV, safe, mini-bar, bay window with full view.

**M** Suite, 25-26 m<sup>2</sup>. One or two-room suite, TV, kettle.

**Q** Mini suite, 17-23 m<sup>2</sup>. One-room suite, seating area, TV, kettle.

## ARCTIC SUPERIOR

**P** Outside cabin, 11-12 m<sup>2</sup>. Double bed, TV, kettle.

**U** Outside cabin, 10-12 m<sup>2</sup>. Double bed, some with table, TV, kettle.

## POLAR OUTSIDE

**O** Outside cabin, 8-12 m<sup>2</sup>. Separate beds, one bed can be turned into a sofa.

**N** Outside cabin, 8-12 m<sup>2</sup>. Separate beds, one bed can be turned into a sofa.

**SD** Outside cabin, 17 m<sup>2</sup>. Separate beds, one bed can be turned into a sofa. Adapted for guests with disabilities.

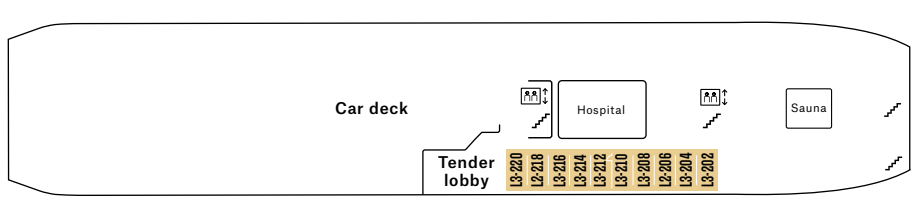
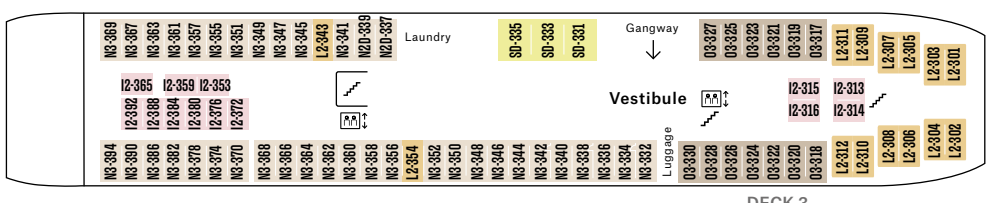
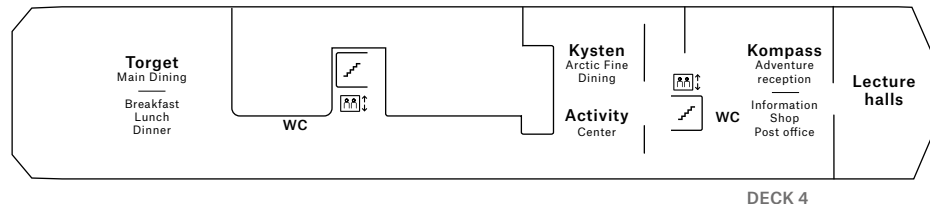
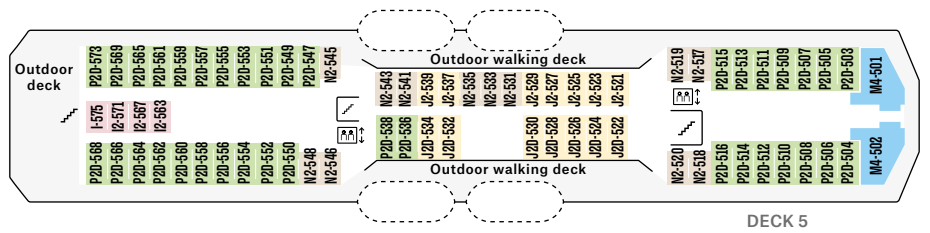
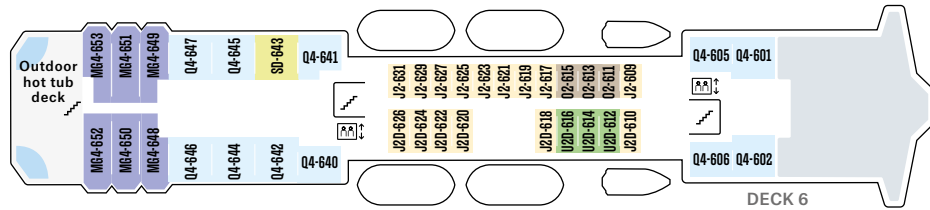
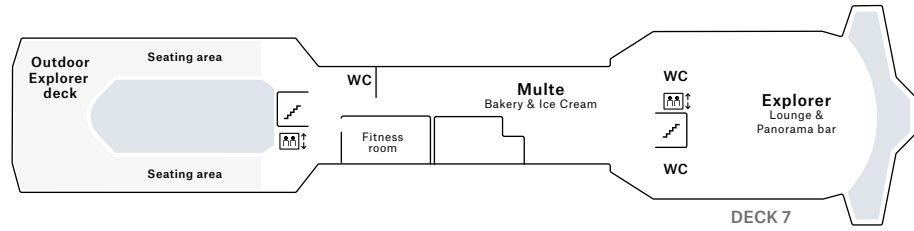
**L** Outside cabin, 8-12 m<sup>2</sup>. With portholes, separate beds, one bed can be turned into a sofa, some with upper and lower bed. Some have limited or no view.

**J** Outside cabin, 8-11 m<sup>2</sup>. With limited/no view, two-berth cabins with double bed, three-berth cabins with separate beds, one is an upper bed.

## POLAR INSIDE

**I** Inside cabin, 11-12 m<sup>2</sup>. Separate beds, one bed can be turned into a sofa.

*Subject to change.*



Torget main restaurant



Multe Bakery



Arctic Superior